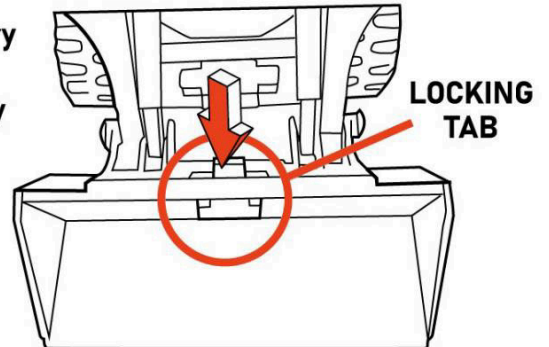


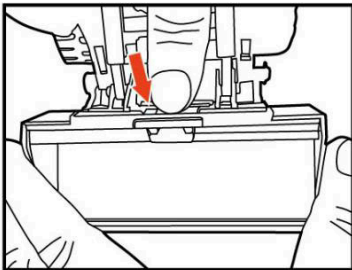
INSTRUCTIONS FOR REMOVING AND ATTACHING BOBCAT® ACCESSORY TOOLS

The Bobcat® Vehicle comes with the bucket accessory already attached.
Follow the directions below to remove the accessory and attach a new one.

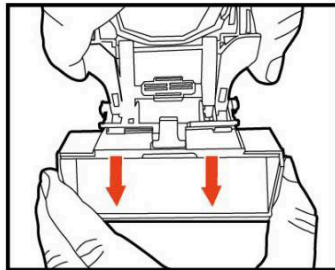


The Bobcat® Accessory Tool Removal:

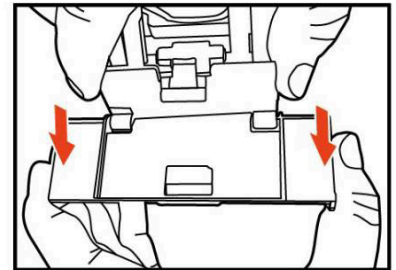
1. Locate the locking tab, as shown on the right.



2. Grip the accessory with thumb and forefinger.
3. While holding the accessory, use the opposite hand to press down on the locking tab.



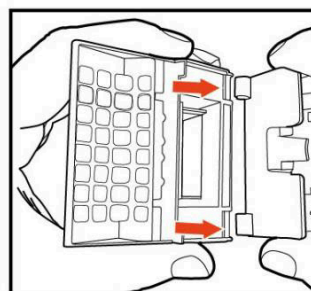
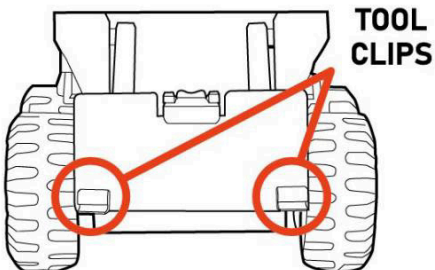
4. While the locking tab is held down, pull the top portion of the accessory tool away from the vehicle.



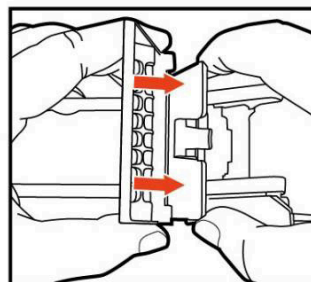
5. Next, pull the bottom portion of the accessory tool away from the lower clips.

Attaching an Accessory Tool:

1. Locate the tool clips shown below.



2. Grip the accessory with thumb and forefinger.
3. Align the bottom notches on the accessory tool with the tool clips and push into place.



4. Press the top portion of the accessory tool firmly toward the locking tab. Tab will click when accessory tool is locked into place.



OWNER'S MANUAL

Please read and understand all precautions prior to use.

Thank you for choosing a premium New Bright product.



Scan to activate your warranty and receive important support information for your product.



USA & Canada 30-Day Limited Warranty

New Bright Industries warrants to the original purchaser that this product will be free of defects in materials and workmanship for thirty (30) days from the date of purchase. In the event of such defect within the warranty period, New Bright will repair or replace the product at our sole discretion. This warranty does not cover damage resulting from unauthorized modifications, accident, misuse or abuse.

Should your item have a defect covered under this warranty, first call the toll free number listed below. Most problems can be resolved in this manner. If necessary, you will be issued a Return Authorization number (RA) and instructions on how to obtain a Product Return Form. The Product Return Form is to be used when returning a product to us (postage pre-paid and insured by the consumer).

When returning a defective product, please package the product, the Product Return Form and a copy of the dated sales receipt as proof of purchase. Be sure to mark the RA number on the Product Return Form. If the product is returned without a dated sales receipt, it will be excluded from coverage under this warranty. Please allow 4 to 6 weeks for delivery of repaired or replacement vehicles (depending on your location).

New Bright Industries' liability for defects in materials and workmanship under this warranty shall be limited to repair or replacement at our sole discretion. In no event shall we be responsible for incidental, consequential or contingent damages (except in those states that do not allow this exclusion or limitation).

Valid only in the USA & Canada.

Contact New Bright Industries Customer Service Toll Free at:
1-877-NBI-TOYS
(1-877-624-8697)
Monday through Friday, 8:00 AM to 5:00 PM Eastern Time

U.S. Toy Sales and Marketing Co. Inc.
30260 Oak Creek Drive – 2nd Floor
Wixom MI 48393
1-877-624-8697
<http://www.newbright.com/>

